

Year 3 - Autumn Knowledge Organiser


Art: Autumn Art




Heathfield Schools' Partnership

This 'Autumn' themed unit builds on knowledge and techniques learned in KS1, while teaching children about how to use pencil, colour, paint, print, collage and paper to create quality art work that shows progression in skills. The children will also have the opportunity to explore the work of several paintings of Autumn scenes, also works by Matisse and by Cezanne. Sketchbooks will be used to collect and develop ideas. They will show a growing confidence to discuss thoughts and feelings about their own and other peoples art work.


Claude Monet



Gunjun Alywadi



Famous Artists explored



Henri Matisse

Paul Cezanne

Key Art Vocabulary

Tone: The lightness or darkness of a colour. Different tones create contrast

Shape: A 2D design created by an outline or contrasting colour from a background

pattern: a design where shapes, lines and colour are repeated

texture: technique using line or colour to make something look like how it might feel to touch

Printing tile: Used to make a relief print where a design is carved into a printing block (the tile) before being covered in paint/ink and printed onto materials such as paper or fabric

Paper sculpture: a 3D artwork created by combining or shaping different types of paper

Sculpture: use observational drawings to help create paper leaves



Painting: mixing colours to paint a close up of a pumpkin



Drawing: using line and shape to make observational sketches in pen of pumpkins



Observational drawings: Using

Printing: Using polystyrene tiles to create a relief print